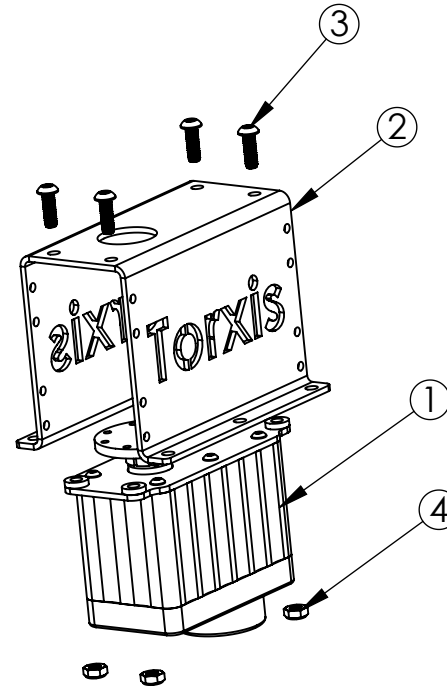
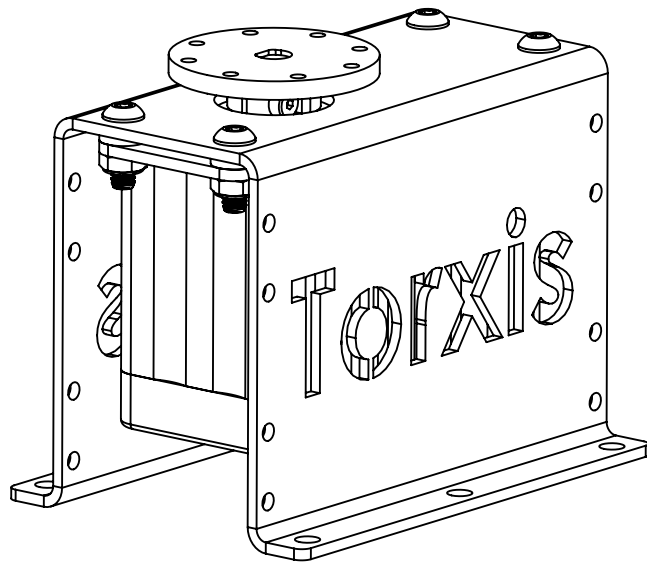


THE INFORMATION CONTAINED IN THIS DRAWING IS THE SOLE PROPERTY OF INVESCENCE, L.C. ANY REPRODUCTION IN PART OR WHOLE WITHOUT THE WRITTEN PERMISSION OF INVESCENCE, L.C. IS PROHIBITED. ALL RIGHTS RESERVED © 2010

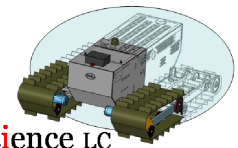


ITEM NO.	QTY.	PART NO.	DESCRIPTION
1	REF	i00600.TRXS_1	TORXIS
2	1	i01168.BS_BRKT	BRACKET, BASE
3	4	i01347.SCRW_BT	SCREW
4	4	i00624.NT_NLC	NUT, NYLOC

**NOTES:**

1. INTERPRET PER ASME Y14.41-2003. THIS DRAWING SHALL BE USED WITH MODEL OF THE SAME NAME FOR COMPLETE PRODUCT DEFINITION.
2. USE SPACERS SUPPLIED WITH THE TORXIS.
3. TORXIS SERVO NOT INCLUDED.

UNLESS OTHERWISE SPECIFIED DIMENSIONS ARE IN INCHES TOLERANCES ARE: FRACTIONS DECIMALS ANGLES X.X ± 0.2 IN X ± 2.0 X.XX ± 0.020 IN X.X ± 0.5 X.XXX ± 0.005 IN X.XX ± 0.1	APPROVALS DRAWN COLLIN LEWIS	DATE 10/9/2010
	CHECKED	
MATERIAL N/A	COG ENG	10/9/2010
FINISH N/A	QA	
DO NOT SCALE DRAWING	RELEASED	



**Invenscience LC**  
*The science of invention*

CAGE CODE		54FP9
<b>KIT, BASE, MODULAR ARM</b>		
SIZE A	DWG. NO. <b>i01348.KIT_BS_MDLR_ARM</b>	REV. 01
SCALE 1:2	SHEET 1 OF 1	